



ever

8000e combi plus

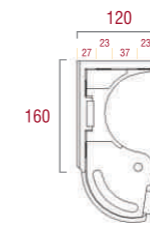

retractable awning tenda a bracci



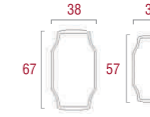
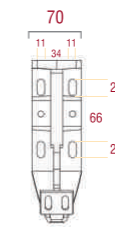
9010 BIANCO

1013 AVORIO

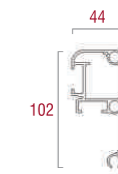
7035 GRIGIO



supporto universale
universal fixing bracket



profilo bracci "tipo A"
"A" type arms profile

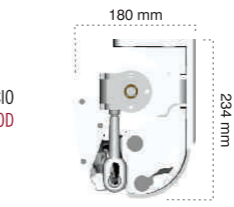


profilo terminale
terminal bar

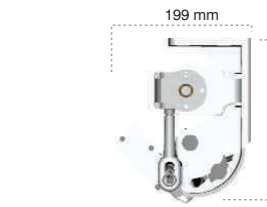


SENZA TETTuccio
WITHOUT HOOD

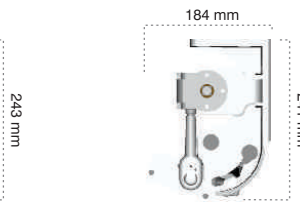
INGOMBRI / BULKS



INCLINAZIONE / INCLINATION 5°



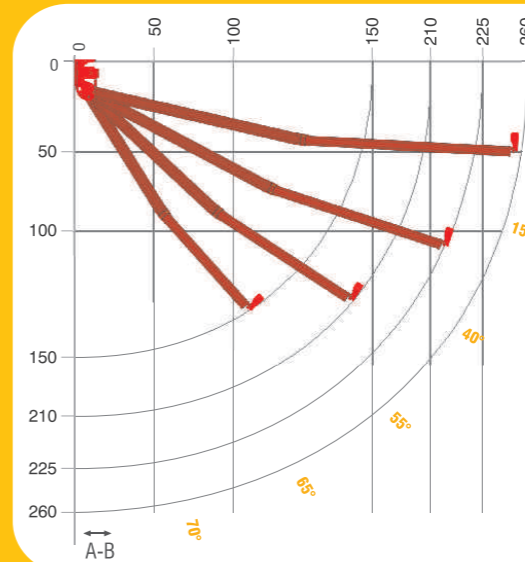
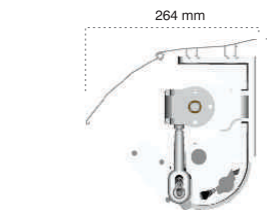
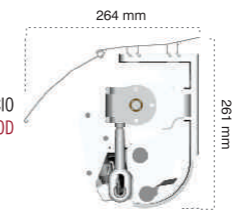
INCLINAZIONE / INCLINATION 40°



INCLINAZIONE / INCLINATION 55°



CON TETTuccio
WITH HOOD



sporgenza projection				
150	210	225	260	
larghezza minima realizzabile minimum width that can be realized				
204	244	282	296	
a-b sporgenza con massima inclinazione a-b projection with maximum inclination				
71	88	101	113	

TENDA VERSATILE, ECONOMICA E PRATICA PRIVA DI BARRA QUADRA PORTANTE, PROVISTA DI STAFFE DI ANCORAGGIO PRESSOFUSO CON POSSIBILITA' DI ANCORAGGIO SIA A SOFFITTO, SIA A PARETE. COPRE SUPERFICI CON LARGHEZZA MASSIMA DI 5 MT E SPORGENZA MASSIMA DI 2,6 MT.

LA TENDA VIENE FORNITA NON ASSEMBLATA. L'ASSEMBLAGGIO DEVE ESSERE EFFETTUATO IN POSA D'OPERA CON PARTICOLARI STAFFE REGOLABILI IN LARGHEZZA CHE SEMPLIFICANO L'INSTALLAZIONE.